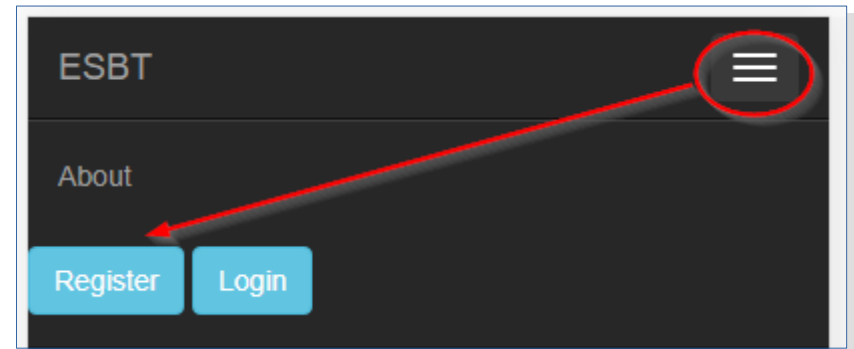
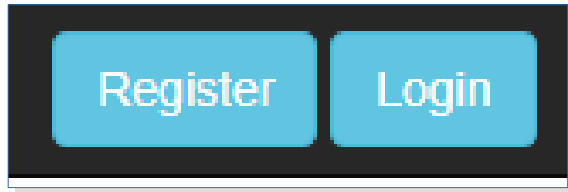


# Site Registration

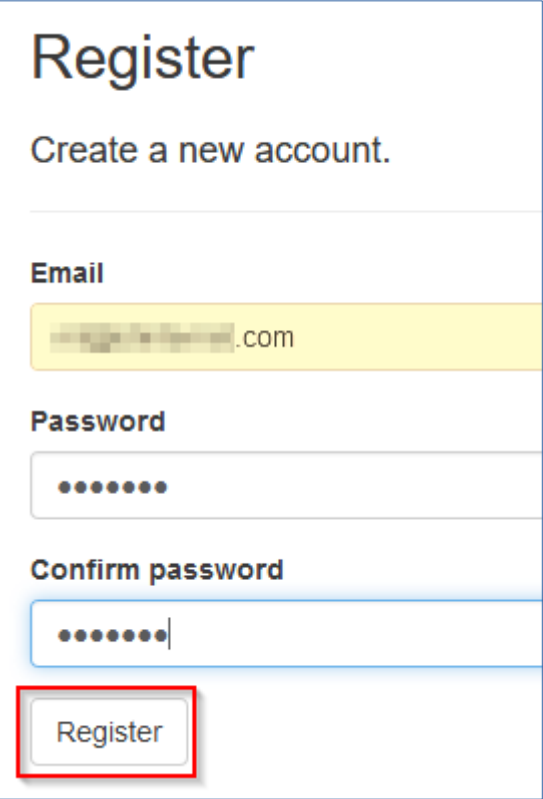
- *An account on the website is only required if you intend to register for events*
- Go to the [Sport Bowling website \(https://sportbowling.uk\)](https://sportbowling.uk)
- Click the “Register” button in the top right

*(this may be hidden behind the menu button if a mobile device is being used)*



# Creating an account

- Enter your email address,
  - a suitable password,
  - and click “Register”
  
- *This is all you need to do at this point. When registering for an event you will be prompted for the **Bowlers Information** if you haven't already added it*



**Register**

Create a new account.

Email

.....@......com

Password

.....

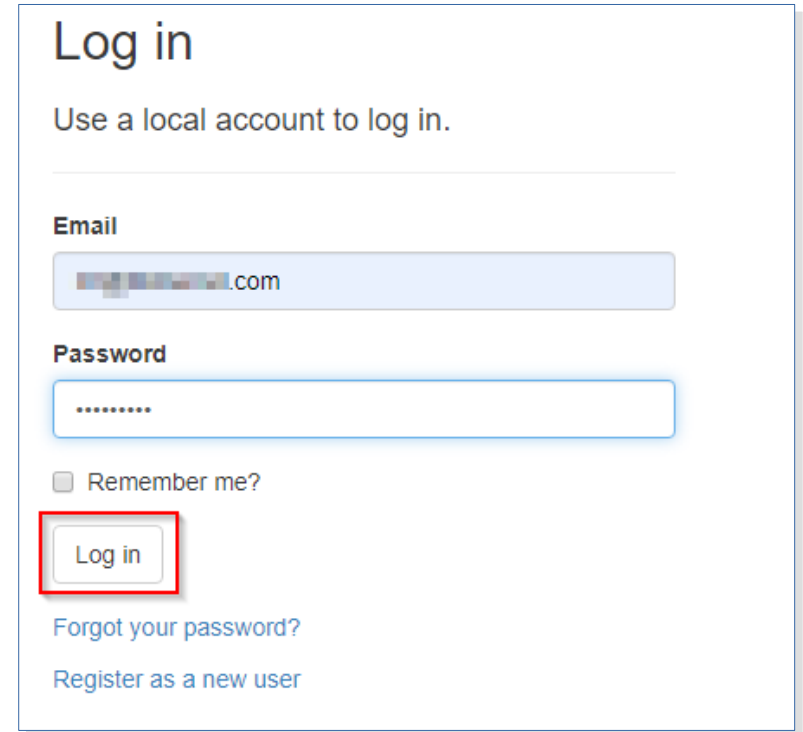
Confirm password

.....|

Register

# Logging in

- Enter your email address,
  - your password,
  - and click “Log in”
- *You only need to log in when you are registering for events and will be prompted to do so during the registration process.*
- *Note: The login times out after **5 minutes** so you may be requested to log in again during some actions.*



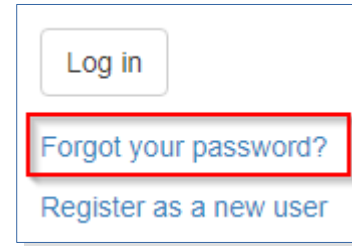
The image shows a login form with the following elements:

- Log in** (Section Header)
- Use a local account to log in.
- Email** (Label)
- Email input field (containing a blurred email address and ".com")
- Password** (Label)
- Password input field (containing ".....")
- Remember me?
- Log in** (Button, highlighted with a red box)
- [Forgot your password?](#)
- [Register as a new user](#)

# Forgotten password

- If you have forgotten your password:
  - Click “Forgot your password?” link from the Login page
  - Enter the email address you are using for the account
  - Check your email for a “Reset password” email from:

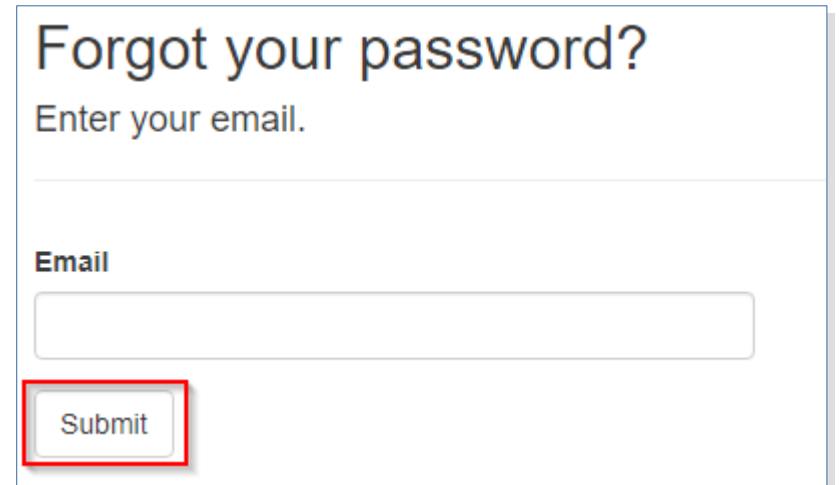
**esbt-events@sportbowling.uk**



Log in

[Forgot your password?](#)

[Register as a new user](#)



Forgot your password?

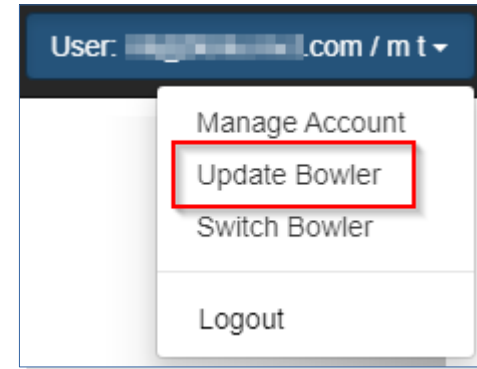
Enter your email.

Email

Submit

# Bowler information

- *Once an account has been created the bowler's details have to be added before you can register for an event.*
- Click the “User” in the top right
- Click “Update Bowler”
- Add the requested information  
*(note: ignore the GC for Gold Cards)*
- Click “Confirm”



The following information is required in order to register for events:

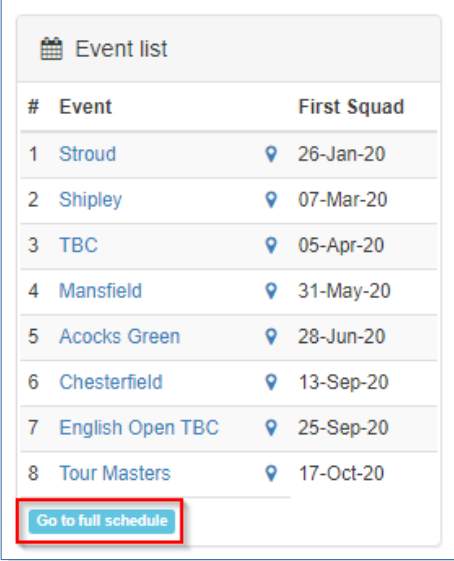
First name

Last name

BTBA Number  
(GC)

# Event schedules


- *The first active squad for each event is shown on the home page.*
- *The full schedule can be accessed via the “Go to full schedule” link*
- *Once an event is open for registration this will be shown in the **Next Event** section on the home page*
- Click “Register for a squad” to proceed



Event list

#	Event	First Squad
1	Stroud	📍 26-Jan-20
2	Shipley	📍 07-Mar-20
3	TBC	📍 05-Apr-20
4	Mansfield	📍 31-May-20
5	Acocks Green	📍 28-Jun-20
6	Chesterfield	📍 13-Sep-20
7	English Open TBC	📍 25-Sep-20
8	Tour Masters	📍 17-Oct-20

[Go to full schedule](#)



Next event: #1 Stroud

Squad time	Spaces	Taken
Sat, 25-Jan-20 14:00	32	0 (0)
Sun, 26-Jan-20 09:00	32	1 (0)
Sun, 26-Jan-20 14:00	32	1 (0)

[Register for a squad](#) [Show participants](#)

# Register for an event


- Click “Register for a squad” (from the home page)
- Click “Register for this squad” alongside the required squad
- *If you make a mistake:*
  - *Click “Remove entry” to remove the request.*
- An email will be sent once this place has been confirmed or rejected

Season 2020 #1: Stroud

Start time	Max spaces	Confirmed	Pending	Active	Options
25/01/2020 14:00:00	32	0	0		
26/01/2020 09:00:00	32	1	0	✓	<a href="#">Register for this squad</a>
26/01/2020 14:00:00	32	1	0	✓	<a href="#">Register for this squad</a>

[List participants](#)

• ESBT Squad confirmation

 **esbt-events@sportbowling.uk**  
To: [redacted].com

Hi [redacted],

Thank you for entering the following ESBT event: **Mansfield**

We can now confirm that your allocated squad is **01/09/2019 09:00**

Kind Regards,  
ESBT Web Team

# Multiple Bowler accounts

- To add more than one bowler to an account:
  - Select “Switch Bowler”
  - Click “Add Bowler” to add a new bowler
  - Or,
  - Click the Bowler you want to register for an event
- *The currently selected bowler will always show in the top right, and will be remembered for the next time you log in*

